




The Quilter's Voice



*The Newsletter of the Webster Quilt Guild
December 2011*

President's Letter

The Webster Quilt guild meets on the 3rd Friday of the month, September thru June at the Webster United Methodist Church, 169 East Main Street, Webster, NY

Come join us!!

**Next meeting is
December 16, 2011
11 a.m. to 4 p.m.**

Alice Sokolow*
Joyce Haag*
Rose Schichtel
Sylvia Lewis
Karen Savino
Judi Gent

Are you ready?

I'm one of those people who never get everything done for Christmas. As the season speeds along, I always think of one (or many) more things I could make or do. I often finish projects at the last minute or find one more recipe to try. And I don't think I've ever bought a Christmas present in October. I look forward to joining my bell choir at the Salvation Army kettle and making marzipan candy with my cousins. I catch as many hugs as I can, especially when my boys come home. That Christmas fabric I bought last year can still be used next year. I don't think I will ever finish my Christmas preparations but I am "ready".

The Webster Quilt Guild is a sharing and caring group. We have made hundreds of baby quilts to welcome little ones we don't even know. In November, the Thursday night group made fleece hats for donation and will continue that spirit in December by making chenille scarves. Our guild supports the Webster community by adding to the Webster United Methodist Church's hat and mitten tree (bring your donations in December) and decorating a tree at the Webster Museum. One of the best parts of guild membership is sharing ideas and friendship with other members.

We will be sharing brunch at our December meeting (arrive after 10:00, eat at 11:00). Please bring a dish to pass (appetizer, main dish, side dish, dessert, etc.) and your table setting. Everyone is invited to share the delicious food and good conversation as we celebrate together.

Enjoy the preparation..... Jill

2011-2012 Officers & Committees

- President** – Jill Escriva
- Vice President** – Sally Maier
- Secretary** – Judi Gent
- Treasurer** – Marge Crouse
- Membership** – Peg Oppenheimer, Jeanne Wasmuth
- Programs** – Debbie Lester, Carrie Mitchell
- 2012 Quilt Show &** – Marki Price, Paula Melino
- Publicity** – Marki Price
- Baby Quilts** – Jean VerHow; Sandy Buckman
- Basting** – Jean VerHow
- Sunshine** – Betty Hoffend
- Newsletter** – Laure Barr, Sandy Buckman
- Librarian** – Jeanette Lockwood
- Historian** – Sandy Buckman
- Scholarship** – Peg Oppenheimer, Sandy Buckman
- Website** – Gretchen Stumme
- Frame Rental** – Sandy Buckman
- 2012 Boutique** – Sally Maier

Important Notes

EVENING MEETING

Goodwill Store – 50 Webster Commons Blvd.
December 8th , 6:00 to 8:30 p.m.
We're making chenille scarves to donate through The Scarlet Thread. Bring 2 yards of flannel or homespun fabric. Bring standard sewing and cutting supplies - no irons needed unless you fabric is very wrinkled! I will be sending out more info soon.

G

PROGRAM – Please note – In December, we are collecting hats, mittens and gloves for the church’s mitten tree. Kids or Adult sizes are fine and may be either homemade or store bought. Thanks for you help!

Social time starts as soon as you get there. We do have the church starting at 9:00, but our meeting doesn’t start till 10:00. It’s followed by show and tell, and then a break before our program starts. Remember our guild time is till 4:00, plan your day to stay and participate in our programs.

- December – 16 – Christmas luncheon, decorate your table contest, resolutions
- January – 20 – Demo day Scissors Sharpened
14 – Sit and Sew
- February – 17 – Trunk show with Marlous
- March – 16 – Trunk show by Ann Nash
- April – 20 – Ready for our show – demo of preparing your quilt for the show
- May – 4 – Show set up Keep your calendars free to help
5- Show
18 – Garage Sale Day, finish up work from the show
- June – 15 – Luncheon
- July - ? – Sit and Sew

SIT AND SEW

Please remember to sign up for the sit and sews. Sign up sheets will be at each meeting. If you don’t sign up you are still welcome to attend. They are held at St. Martin’s Lutheran Church at 813 Bay Road from 9:00 to 8:00. Bring food and we’ll send out for supper. The cost is \$5.00 for the day, whether you stay 1 hour or all day. The hours are subject to change. If you can help with the sit and sews please contact Debbie Lester. We provide coffee and have access to a refrigerator to keep your lunches cold.

BABY QUILTS

We are a very gifted guild and we only ask that each member donate one baby quilt each year. Jean VerHowe collects the quilts and donates them to Asbury House, where they are greatly appreciated. Some guide lines we ask is the quilt be 36” to 45” wide and 45” to 55” long. The guild will provide batting and Sandy Buckman has the sign up sheet.

WEB SITE OF THE MONTH

SQUARE SPARROW

We have some openings in the groups. Please contact me or Jill if you are interested in participating.

DECEMBER’S MEETING

This is our annual luncheon. If you haven’t signed up to decorate a table please bring your place setting and a dish to share. Remember your camera as the table decorations are very unique. We will be reading the new year’s resolutions from last year.

Remember the meeting starts an hour later!

SCISSORS SHARPENED

Bring your scissors and knives to our JANUARY meeting to be sharpened. Ellsworth does a great job and they will be ready by the time the program is over.

OVERNIGHT RETREAT

I have been able to get us penciled in at Christ the King Retreat House in Syracuse for EITHER January 6,7 or April 13,14. I do need a minimum of 15 people. Please contact me ASAP so I can either cancel or confirm. Right now I have a commitment from 6 for Jan and 7 for April. The cost to the stay there is \$80 per person per night. This includes 3 meals, a single or double room, a conference room for our sewing, and refreshments 24/7. The guild has \$1000 in the budget for this event. The cost to each person will be determined after the money is spent. If you have any questions please contact me (Debbie Lester). They have also offered to have members come a day or two early and/or stay later but this cost would be not covered with guild monies.

Webster Quilt Guild Meeting November 18, 2011

President: Jill Escriva called the meeting to order at 10:03. We had four guests at today's meeting; Jacque Kirk, Patty Foste, Elaine Criswell, and Christina Robinson. As of today we have 91 members in the guild.

Vice President: Sally Maier thanked hostesses and greeters for setting everything up for the meeting. She reminded everyone to come at 10:00 next month for the Holiday Brunch. Everyone is asked to bring a dish to pass and don't forget about the Table Decoration Contest.

Treasurer: Marge Crouse:

Deposits: \$ 457.74

Expenses: \$ 546.28

Scholarship Fund: \$1,206.96

Guild Balance: \$3,516.28

Secretary: There was one correction to the October's minutes, the correct spelling of Nancy Ytreberg's name. Judi Gent asked for a motion to approve the October minutes. Laure Barr made the motion to approve, Sally Maier seconded. Minutes approved.

2012 Quilt Show: Tickets for the 2012 Quilt Show are printed and will be available at next meeting. All members are asked to sell 10 tickets each. Please let Marki Price, Peg Oppenheimer or Sandy Buckman know when your quilt is done. Peg Oppenheimer will have a signup sheet for the different quilts.

2012 Door Prize Quilt: At the October meeting Debbie Lester made a motion to give Teddy Ahern the same amount as last year for quilting this year's door prize quilt. Sally Maier seconded. Approved.

Baby Quilts: Jean VerHow explained to new and visiting members why we do baby quilts and the sizing for them. Before show and tell today we had 15 baby quilts turned in. Also discussion by Rita Hruschak about the quilt frame we have been storing for 6-7 years. It will accommodate up to a queen size quilt. It will be assembled and put in the meeting room for all to see next month and then if someone wants to buy it, they can.

See Sandy Buckman for the batting for the baby quilts this year. Quilts are taken to Asbury Store House and distributed county-wide for new mothers.

Sunshine: Betty Hoffend sent three sympathy cards out this past month.

Newsletter: The minutes for the October meeting were missing from the “Snail Mail” newsletter. They will go out along with November’s newsletter.

Program: See Debbie Lester’s article.

Membership: Peg Oppenheimer has made name tags for new members. Let Peg Oppenheimer or Marge Crouse know if you need a name tag. The Membership List is updated on our website each month.

Publicity: No report.

Scholarship: There are four people on the Scholarship Committee. It was suggested that we might want to put a cap on funds (60% or \$500.00). This will be presented at the December meeting for a vote.

Old Business: None.

New Business: Thanks were given to Michele Sanderson for making 50 ornament kits for guild members to make at today’s meeting for the Christmas Tree at the Webster Museum this year. Michele talked about the process for making the ornaments.

Sally Maier spoke to members about the Joanne’s VIP card. You can get the form on their website or go to any Joanne’s store and fill out the form.

Motion to adjourn the meeting made by Laure Barr. Second: Sally Maier. Meeting closed at 10:34.

Respectfully submitted: Judi Gent

Sewing Room Tested for November

The product for November was donated by The Scarlet Thread in Webster. It was called Bloc-Loc Flying Geese Ruler. It is manufactured by Bloc-Loc and the cost is \$19.95. It was tested by Phyllis Smith and Nancy Lewis. They said it was a good value especially if you were doing a large number of flying geese. It was considered by them to be useful because the blocks were easier and faster to “square”. They recommend this tool and also suggest that this tool would be nice to have in the Webster Quilt Guild’s Library so members could borrow it.

Webster Quilt Guild...Block of the Month...December 2011

Free pattern from *In the Beginnings Fabrics*

Designers: pattern-Jason Yenter; fabric- Jennifer Heyden



Happy Block...this is a scrap quilt with a Christmas theme

Finished block: 8" (unfinished 8 1/2")

Directions:

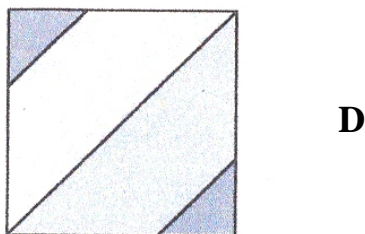
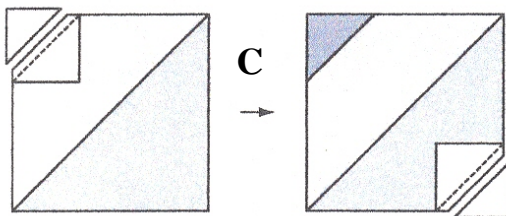
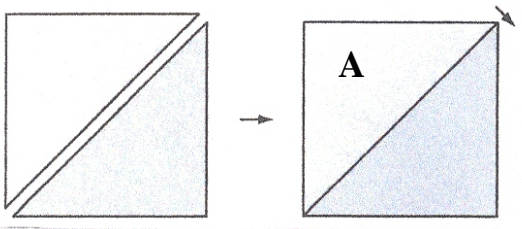
- ✓ Use two **Christmas prints** with lots of color (rather than lots of white) in green, red, gold or even blue...see corner fabric provided.
- ✓ The directions will actually make two blocks.

Fabrics:

Fabric	Cut	Size
Christmas print #1	One	8 7/8" square cut diagonally, once
Christmas print #2	One	8 7/8" square cut diagonally once
Corner Christmas print provided #3	Four	3 1/4" squares draw line diagonally across back of each block

Sew pieces following the diagram:

- ✓ Use 1/4" seam allowance throughout.
- A. With right sides together, pair triangles of different prints and sew together.
- B. Draw a diagonal line on the reverse of the print squares provided.
- C. With right sides together, place one of the marked squares in one corner of a triangle & sew on the drawn line...trim to 1/4" and press. Repeat on opposite corner.
- D. Repeat these steps to make a second block.



Note: we will collect the "snippet" triangles cut as waste in step C...for a pieced border/binding

WQG Block of the Month

Diane Weisskopf and Ruth Arthur are working together to produce a pattern each month. This is a fun, optional opportunity to try a new pattern or learn a new technique. When you come to the guild meeting, find the table for Block of the Month. Place your finished block on the table and put your name in the basket for the drawing. The first winner chooses between one and 20 blocks from those on the table. Winners are chosen until all the blocks are taken.

For the next Block of the Month, sign out a piece of the background or co-ordinating fabric and take a pattern for the instructions. For those who couldn't make it to the meeting, you can pick up fabric and pattern instructions from Diane (671-2634) or Ruth (216-2248) or stop by Judy Merritt's shop, Café Sewciety Quilts (869 Ridge Rd., Webster, 347-4852). BOMs for 2011-2012 are posted in the members only section of the WQG website as well.

If you have a finished block from an earlier Block of the Month (a "late" block), please bring that in, too. We'll collect them throughout the year and have a drawing for these "orphan" blocks at the end of the guild year.

Winners of the November Block of the Month were: Michelle Sanderson, Fran Sienkiewicz and Cynthia Fleming.